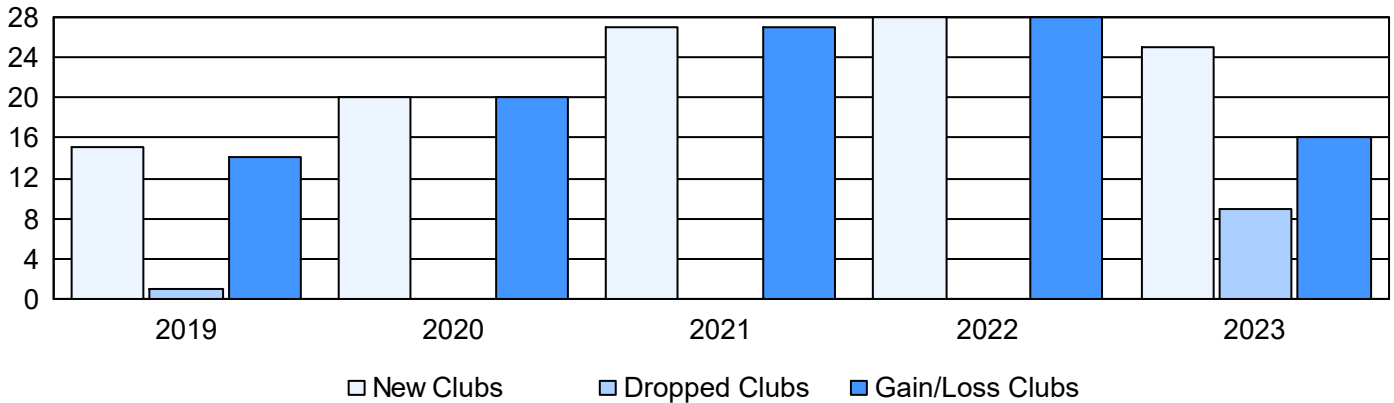


Multiple District E

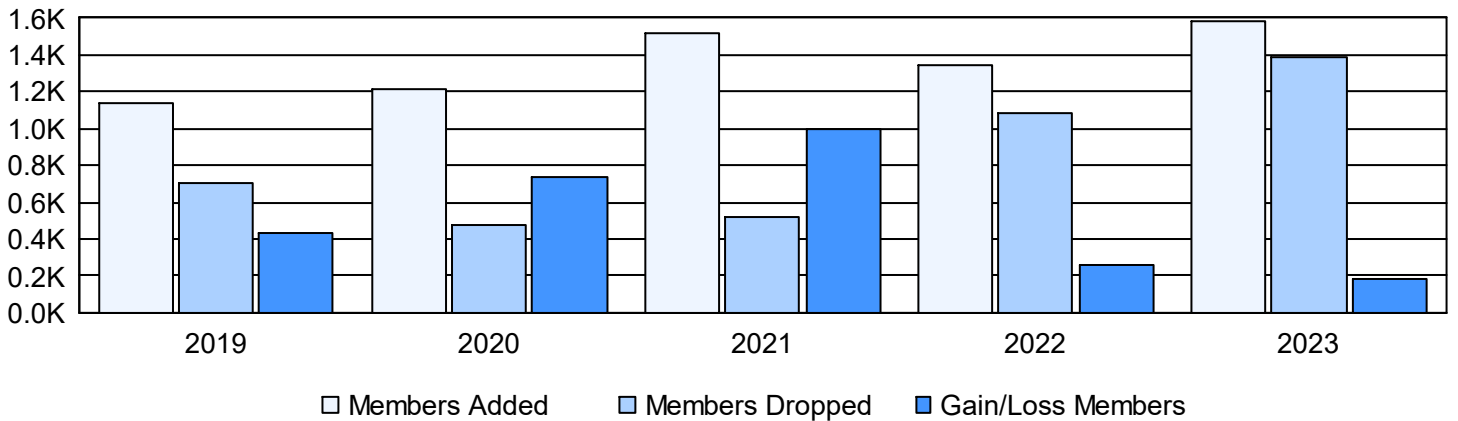
As of June 2023 Cumulative

Year	New Clubs	Dropped Clubs	Gain/ Loss Clubs	New Members	Charter Members	Reinstate Members	Transfer Members	Total Member Added	Total Members Dropped	Gain/ Loss Members
2018-2019	15	1	14	701	413	7	20	1,141	704	437
2019-2020	20	0	20	707	463	8	33	1,211	477	734
2020-2021	27	0	27	786	679	29	23	1,517	520	997
2021-2022	28	0	28	606	715	10	16	1,347	1,089	258
2022-2023	25	9	16	801	730	32	15	1,578	1,390	188
Average	23	2	21	720	600	17	21	1,359	836	523

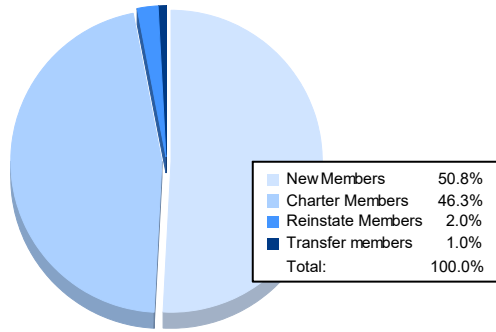
Clubs



Members



Membership Composition June 2023 Cumulative



Gender Composition June 2023 Cumulative

